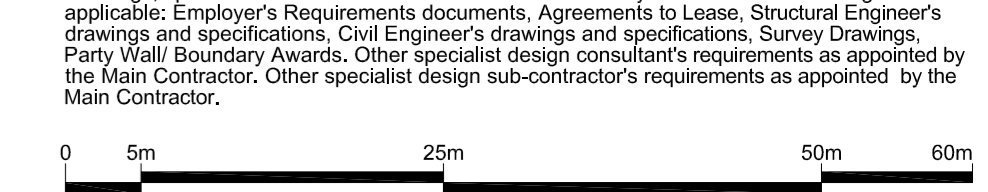
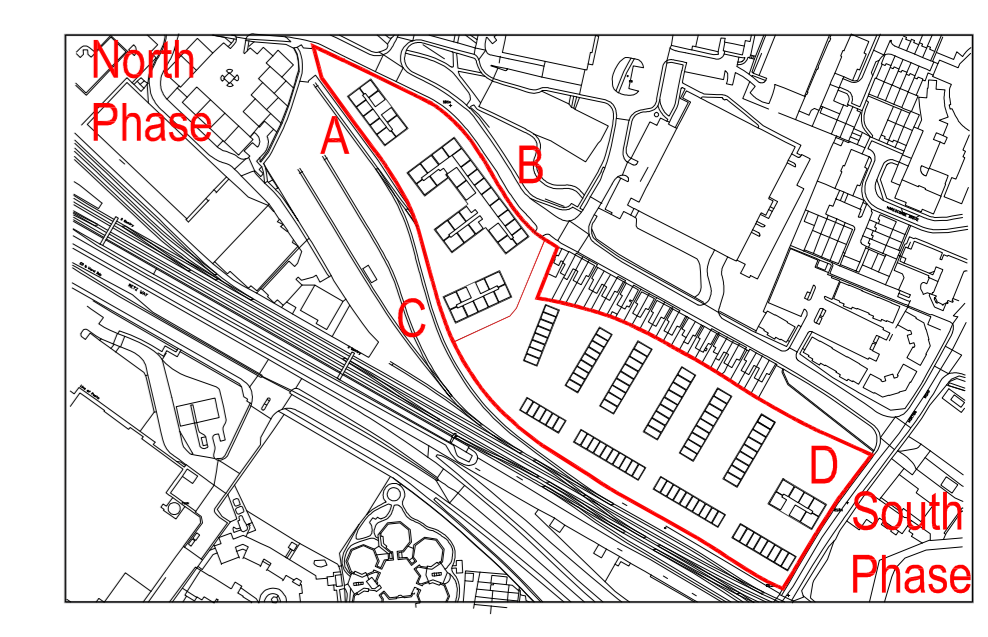


Site Area:  
31000m<sup>2</sup> (7.660 Acres /  
3.1ha)

**General Notes**  
This drawing is copyright of Darling Associates. This drawing shall not be scaled. All dimensions are in millimetres unless stated. All dimensions shall be checked on site prior to commencing the works and any discrepancies to be reported to Darling Associates. All works shall conform to the current edition of the building regulations and other statutory requirements. All materials and workmanship shall conform with the relevant British Standard specifications and codes of practice. If this drawing forms part of an application for planning permission, it shall not be used for any other purpose without the express permission of Darling Associates. This drawing may incorporate information from other professionals. Darling Associates cannot accept responsibility for the accuracy and validity of such information. Any variations and/or alterations that are required appearing on this drawing should be sought from the relevant professional or their appointed representative.  
Drawings, specifications and schedules are to be read in conjunction with the following where applicable: Employer's Requirements documents, Agreements to Lease, Structural Engineer's drawings and specifications, Civil Engineer's drawings and specifications, Survey Drawings, Party Wall Boundary Awards. Other specialist design consultants requirements as appointed by the Main Contractor. Other specialist design sub-contractors requirements as appointed by the Main Contractor.



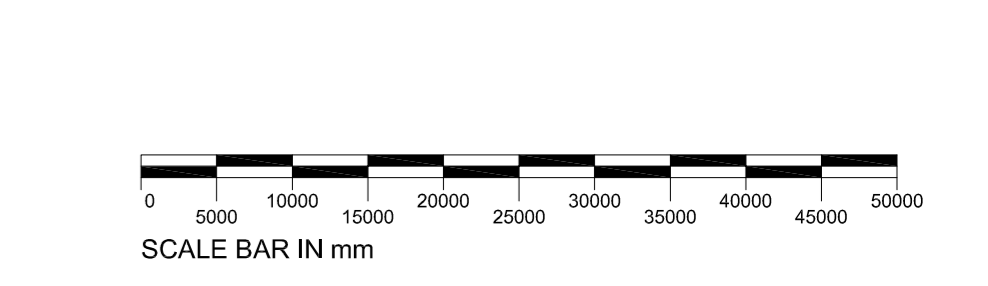
**Key Plan**



**Notes**

| Apartments | Houses  |
|------------|---------|
| 1B / 1P    | 2B / 3P |
| 1B / 2P    | 3B / 4P |
| 2B / 3P    | 3B / 5P |
| 2B / 4P    |         |
| 3B / 4P    |         |
| 3B / 5P    |         |

Planning Application Boundary



| REV | NOTES              | DATE     | BY | AUTH |
|-----|--------------------|----------|----|------|
| PL1 | Planning Updates   | Oct 2022 | TP | TP   |
| PL  | Issue for Planning | JUN 2022 | JS | TP   |

**DARLING ASSOCIATES ARCHITECTS**

1 Greencourt Row London SW1P 1DH UK  
 mail@darlingassociates.net  
 www.darlingassociates.net  
 +44 20 7630 0500

**DRAWING STATUS**  
**Planning**

**Proposed Site Wide - Ground Floor Plan**

| SCALE AT A3:  | SCALE AT A0:       | REV |
|---------------|--------------------|-----|
| 1:500         | N.T.S.             | PL1 |
| JOB NO. 19050 | DRAWING SW-03-1-00 |     |

© Darling Associates Ltd.